

# Town of Mansfield

FY 2016/17 Council Adopted Budget  
Public Information Session

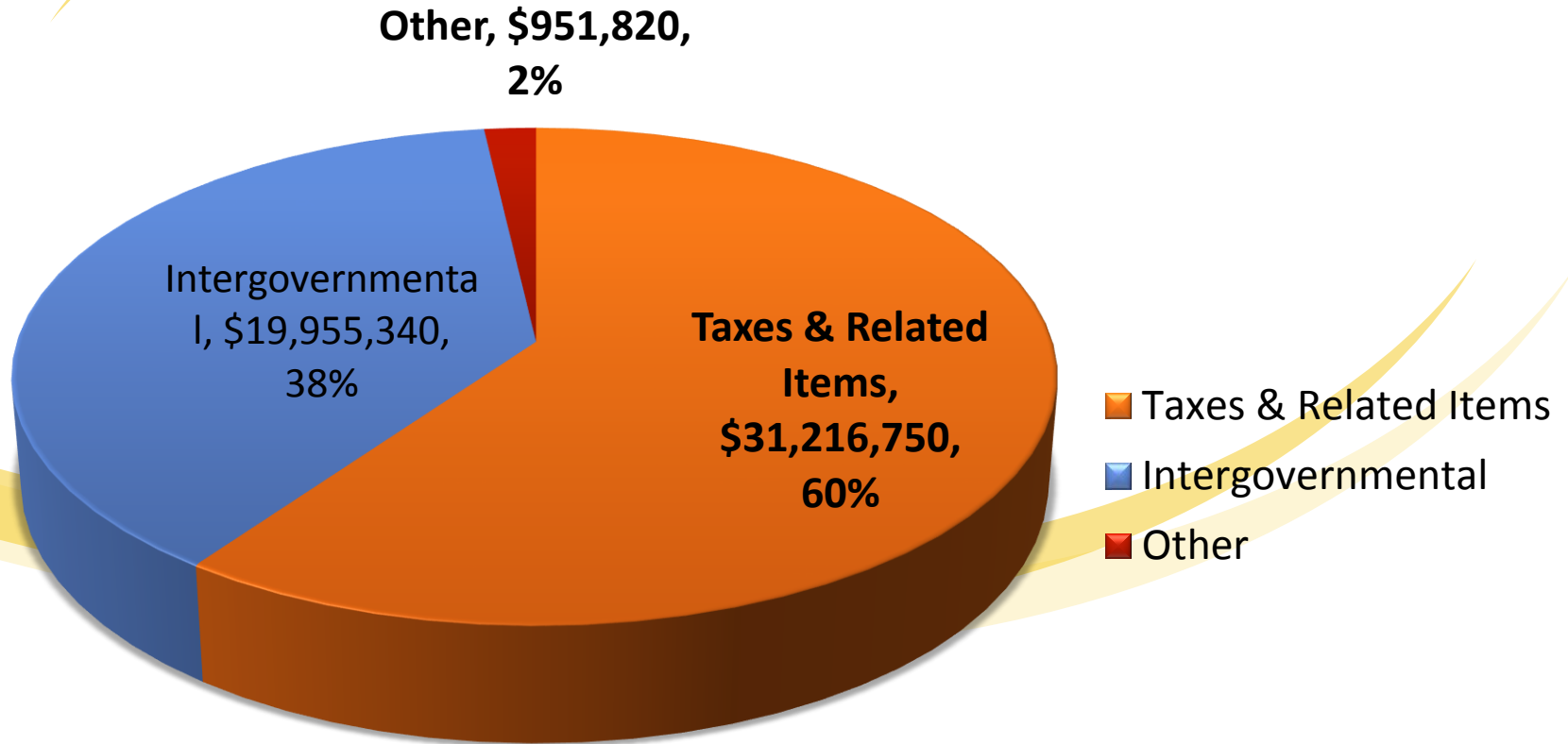
May 4, 2016



# FY '16/17 Budget Overview

- General Fund \$51,623,910
  - Town and MBOE* \$41,130,430
  - Region 19 Contribution* \$10,493,480
- Capital & Nonrecurring Fund \$ 3,042,600
- Capital Fund \$ 4,597,170

# FY '16/17 General Fund Revenues: \$52,123,910



Includes a \$500,000 contribution to fund balance

# FY '16/17 Revenue Outlook – Grand List

- Grand List increased by 4.41% from \$1,026,856,306 to \$1,072,179,179.
- Real Estate increased over \$28m or 3.2%
- Personal Property increased an unprecedented \$16.5m or 31%

# FY '16/17 Revenue Outlook – Storrs Center Revenues

- Storrs Center development is generating revenue for the General Fund
  - Storrs Center tax revenue:      \$3,190,020  
  \$2,519,020 *after EdR abatement*  
  \$2,047,770 *after Storrs Center expenses*

Mill rate without Storrs  
Center tax revenue –  
31.78 mills  
+1.91 mills

v.

Mill rate with Storrs Center  
tax revenue -  
29.87 mills  
No increase

# FY '16/17 Revenue Outlook – Intergovernmental Revenues

## Governor's Proposed Budgets:

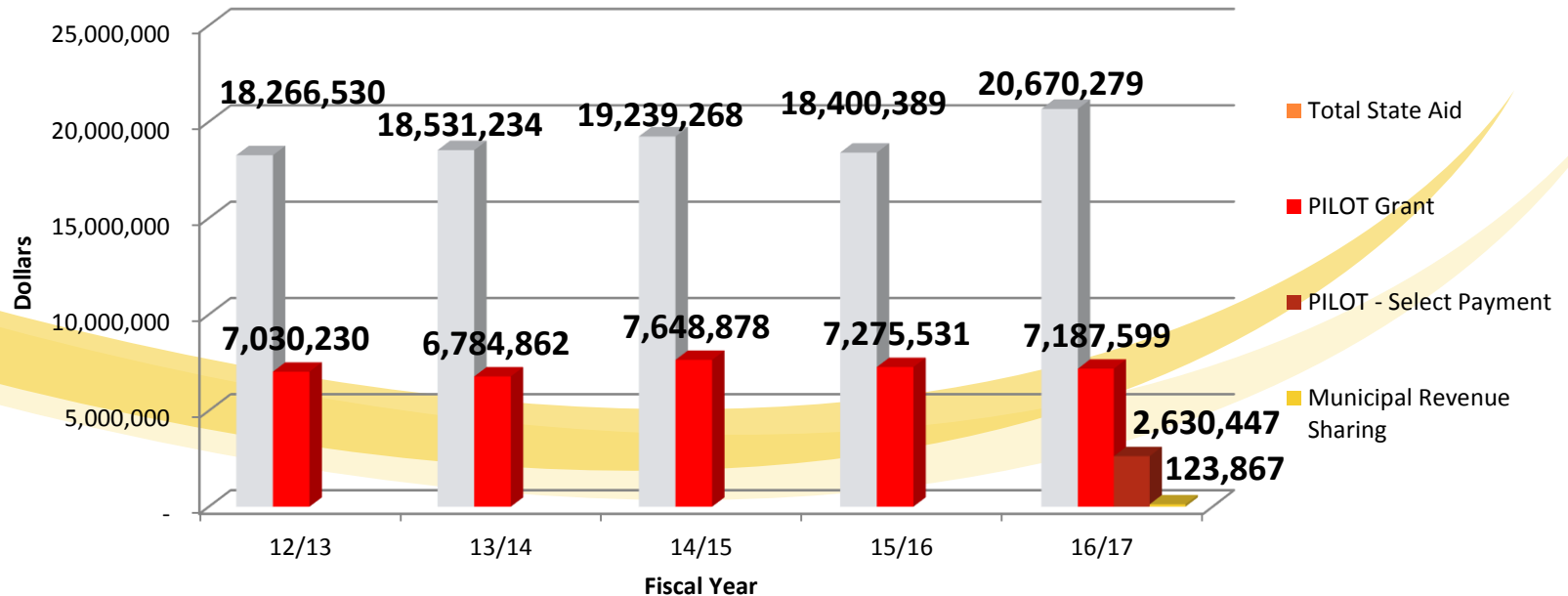
Grant	February 3, 2016	April 12, 2016	(Decrease)
ECS	\$ 10,186,509	\$ 9,798,810	\$ (387,699)
PILOT	7,187,599	7,187,599	-
"Select" Payment in Lieu of Taxes	2,630,447	2,630,447	-
Municipal Revenue Sharing	756,128	123,867	(632,261)
Town Aid	416,521	416,521	-
Pequot Grant	205,528	205,528	-
LoCIP	195,109	195,109	-
Transportation	112,398	112,398	-
<b>Total Grants</b>	<b>\$ 21,690,239</b>	<b>\$ 20,670,279</b>	<b>\$ (1,019,960)</b>

# FY '16/17 Revenue Outlook – Intergovernmental Revenues

- Governor's April 12<sup>th</sup> proposed budget reflects increase of \$2,325,348 (12.7%)
  - New "Select Payment" Payment in Lieu of Taxes - \$2,630,447 in new revenue
  - Revenue Sharing grant - \$123,867
  - Decrease in traditional PILOT grant -\$87,931
  - Decrease in the Education Cost Sharing grant - \$387,699

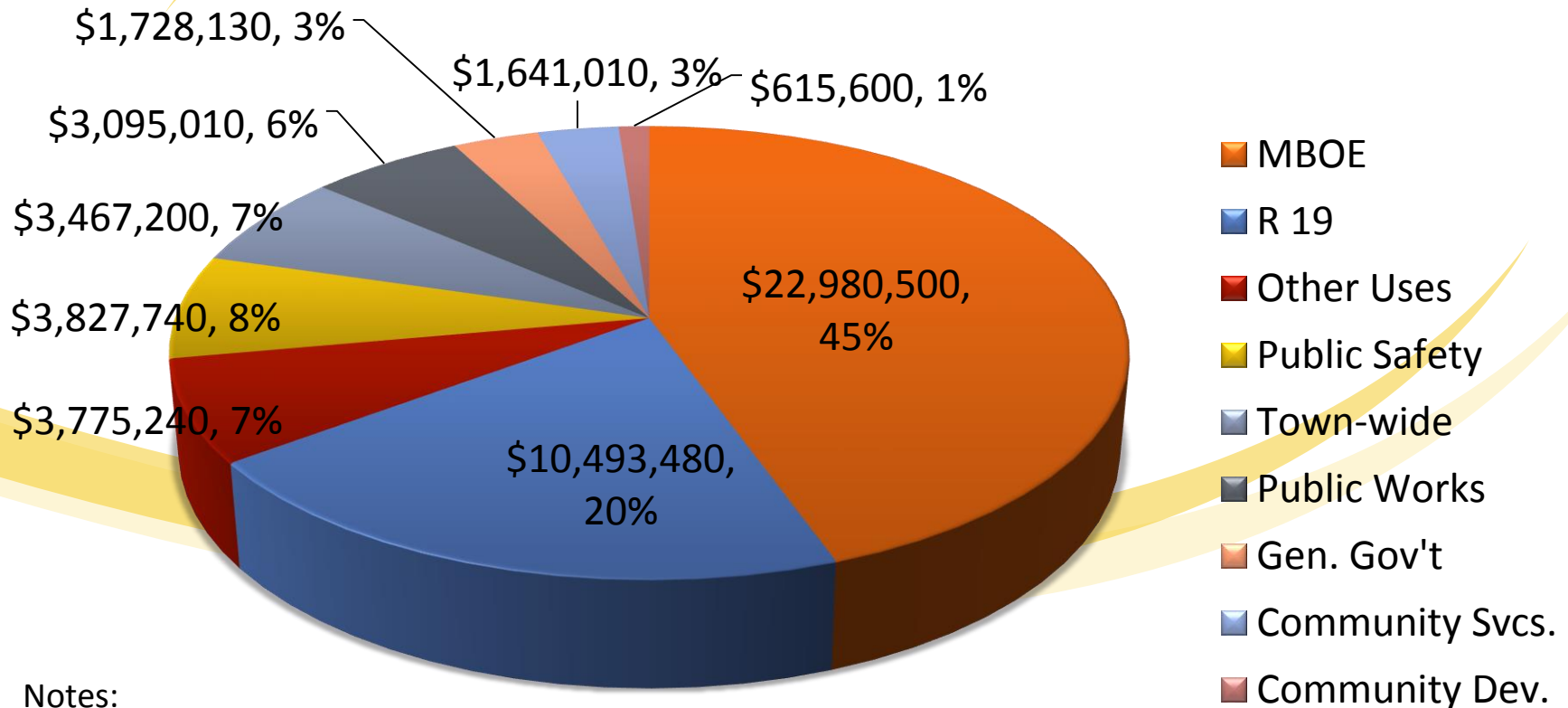
# FY '16/17 Revenue Outlook – Intergovernmental Revenues

## State Aid Comparison





# FY '16/17 General Fund Expenditures: \$51,623,910



**Notes:**

Town-wide includes employee benefits

Energy & Facilities Mgmt. operating costs reflected in Public Works

Other includes debt service and capital contribution

Doesn't include fund balance contribution

# FY '16/17 General Fund Expenditures

General Fund	FY 2015/2016	FY 2016/2017	\$ Amt. Dec/Inc	% Dec/Inc
Town	\$16,421,370	\$18,149,930	\$1,728,560	10.5% <sup>2</sup>
MBOE	\$22,022,750	\$22,980,500	\$ 957,750	4.3%
Region 19	<u>\$10,188,150</u>	<u>\$10,493,480</u>	<u>\$ 305,330</u>	<u>3.0%</u>
General Fund Total	\$48,632,270 <sup>1</sup>	\$51,623,910 <sup>1</sup>	\$2,991,640	6.2%

<sup>1</sup>Does not include contribution to Fund Balance.

<sup>2</sup>Includes significant increase to Capital.

# FY '16/17 Expenditure Trends

- \$1,728,560 (10.5%) increase to Town Government
  - \$970,860 increase for capital projects (Town and schools)
  - \$260,745 increase for benefits, primarily health insurance
  - \$214,625 increase for contractual step increases and proposed additional staffing
  - \$93,190 increase for the Resident State Trooper program (*to maintain current service levels*)
  - \$25,400 decrease in energy costs

# FY '16/17 Expenditure Trends

- **\$957,750 (4.3%) increase to MBOE**
  - \$492,635 increase for benefits, primarily health insurance
  - \$361,670 increase for contractual salary increases
  - \$151,360 increase for staffing and programming needs
- **\$305,330 (3.0%) increase to R19**
  - Mansfield student enrollment increases
  - Increase reflects Mansfield's proportional share of overall budget (up from 56.80% to 57.86%)

# Council Adjustments to Manager's Proposed Budget

Projected decrease in State Aid - \$1,020,000

- Reduce Contribution to Fund Balance by \$400,000 to \$500,000
- Town Expenditure Reductions
  - Reduce Transfer to Capital by \$552,400
  - Provide funding for annual procedural audit \$25,000
  - Provide additional funding to maintain hours for the Early Childhood Coordinator

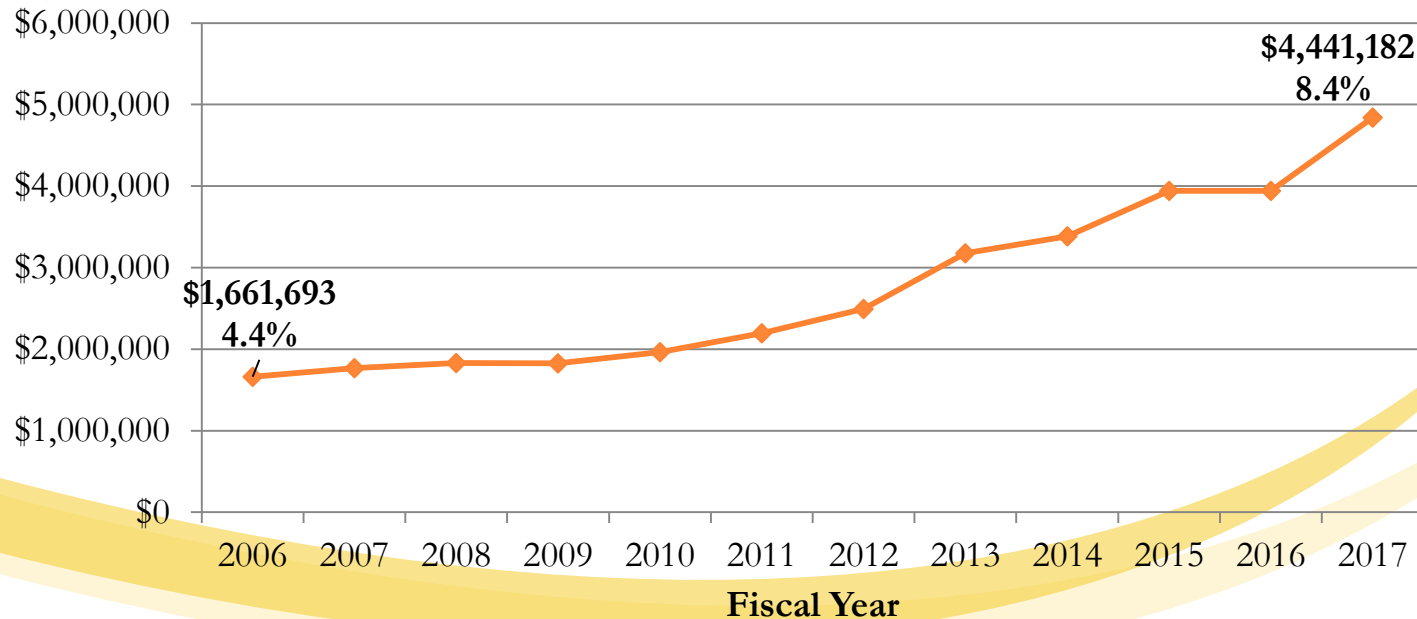
# Council Adjustments to Manager's Proposed Budget

## Provide cash funding for the Vinton Boiler replacement

- Increase transfer from the CNR Fund \$125,000
- Reduce the IT 5 Year Funding Plan \$50,000
- Reduce the Facilities 5 Year Funding Plan \$50,000
- Provide funding from the Energy Savings account \$225,000

# FY '16/17 Fund Balance

Fund Balance FY '06 -'17 - Actual and Estimated



Bond agencies recommend Fund Balance of 10-15% of General Fund budget.

Long-term plan to increase contributions to Fund Balance to reach recommended levels.

Estimated Fund Balance for FY 16/17 totals \$4,841,182, 9.1% of projected budget.

# FY '16/17 Capital & Non-Recurring Fund: \$3,064,400

- **Major Funding Sources:**
  - Transfer from the General Fund - \$2,608,240
  - Net Ambulance Service Fees - \$250,000
  - Pequot/Mohegan Grant - \$205,660



# FY '16/17 Capital & Non-Recurring Fund: \$3,042,600

- **Planned uses:**
  - Transfer to Capital Fund - \$2,850,000
  - Transfer to Management Services Fund for town technology replacement - \$192,600
- **CNR Fund does not include recurring and non-capital expenditures**

# Capital Fund Revenues: \$4,897,170

FY 16/17 Capital Budget Revenues		
CNR Transfer In <sup>1</sup>	\$2,850,000	62.0%
Bonds	\$873,000	19.0%
Federal & State Grants	\$269,380	5.9%
Energy Savings Account (MSF)	\$225,000	4.9%
LOCIP Grant	\$184,000	4.0%
Town Aid Road Grant	\$130,000	2.8%
Parks & Recreation/Day Care Funds	<u>\$65,790</u>	<u>1.4%</u>
<b><i>TOTAL</i></b>	<b><i>\$4,597,170</i></b>	<b><i>100%</i></b>

<sup>1</sup>Includes General Fund contribution to capital, ambulance service fees.

# FY '16/17 Capital Fund Expenditures: \$4,597,170

FY 16/17 Capital Budget Expenditures		
Facilities Management (Town & Schools)	\$2,052,000	44.6%
Public Works	\$1,358,000	29.5%
Public Safety	\$578,550	12.6%
Community Development	\$175,000	3.8%
General Government	\$163,830	3.6%
Education Technology	\$150,000	3.3%
Community Services	<u>\$119,790</u>	<u>2.6%</u>
<b>TOTAL</b>	<b>\$4,597,170</b>	<b>100%</b>

# Capital Fund Major Projects

- **Public Works**
  - Transportation projects (road resurfacing, walkways, guiderails, drainage) - \$1,010,000
    - Road resurfacing - \$750,000
    - Ravine Road improvements - \$110,000
    - Drainage, guiderails, walkways - \$150,000
  - Vehicle Replacements - \$272,000
- **Town Buildings - \$339,000**
  - Public Works Garage roof replacement & well system upgrade - \$65,000
  - Fire Station 107 roof and well system replacements - \$60,000
  - Historical Society building, removal of UST and natural gas heating system conversion - \$35,000

# Capital Fund Major Projects

- **Public Safety**
  - Self-Contained Breathing Apparatus (SCBA) replacement - \$283,550 (*\$269,370 funded by federal grant, \$14,170 local match*)
  - Ambulance replacement - \$245,000
- **Community Development**
  - Storrs Center Reserve - \$175,000 (*funds one-time expenditures, Transportation Center & overrun*)

# Capital Fund Major Projects

- **Community Services**
  - Fitness equipment - \$45,790 (*funded by Parks & Recreation revenue*)
  - Playscape replacement reserve & repairs - \$40,000
- **General Government**
  - Police services analysis - \$60,000
  - Classification & compensation study- \$30,000

# Capital Fund Major Projects

- Education/School Buildings - \$1,883,000
  - Middle School Gym renovations - \$873,000
  - Vinton boilers - \$450,000
  - Information technology equipment - \$150,000
  - Other maintenance projects - \$150,000
  - Facilities study (schools) - \$160,000

# Impact on Taxpayer

Mill rate will  
remain at  
29.87

## Sample Tax Impact *On a Median Valued Home*

Current Valuation	\$155,700 <sup>1</sup>
Proposed Taxes	\$ 4,651
Current Taxes	<u>\$ 4,651</u>
Tax Change	\$ 0
Percentage Change	0% <sup>2</sup>

<sup>1</sup>Median home price, 100% of assessed value is \$222,860. \$156,000 reflects 70% of assessed value.

<sup>2</sup>Assuming no further reduction in State aid



# Impact on Taxpayer

## Where do the Tax Dollars Go?

Education	\$2,987	64.2
Public Safety	\$342	7.4
Town-wide	\$309	6.7
Government Operation	\$154	3.3
Other Financing Uses	\$337	7.2
Public Works	\$276	5.9
Community Services	\$146	3.1
Community Development	\$55	1.2
Fund Balance Contrib.	\$45	1.0
<b>TOTAL</b>	<b>\$4,651</b>	<b>100%</b>

# Budget Summary

- **FY 2016/17 Proposed Budget**
  - 7.0% increase in General Fund expenditures
    - Significant increase to capital to address infrastructure needs (Town and school buildings, roads)
  - Mill rate remains 29.87 mills
- **Responsible budget**
  - Funds current services
  - Advances Council goals and initiatives
  - Appropriates new state aid in a conservative manner
  - Builds staff capacity to address operation and budget concerns
  - Does not increase the mill rate

# Budget Summary (cont'd)

- **Issues to monitor**
  - State budget/intergovernmental revenue
  - Resident Trooper costs and police service delivery options
  - Facilities Studies (Town and schools) will provide plan to fund infrastructure needs; will impact future budgets

# Looking Ahead

- Budget materials may be reviewed online at:
  - [www.mansfieldct.gov](http://www.mansfieldct.gov), “Budget Information” web page
  - [www.openmansfieldct.gov](http://www.openmansfieldct.gov), OpenMansfield
- Annual Town Meeting
  - Tuesday, May 10, 2016
  - 7pm
  - Mansfield Middle School Auditorium

# Looking Ahead

- **At Town Meeting**

- General Fund – programs are defined as cost centers within functions of Government i.e. Town Clerk, Road Services, Senior Services
- Capital & Nonrecurring Fund – programs are defined by the recipient of the fund transfer i.e. Capital Fund, Management Services Fund (technology replacement)
- Capital Fund – programs are defined by the major functions of government i.e. Public Safety, Public Works

# Looking Ahead

- **At Town Meeting – Voting on Programs**
  - Ability to increase or decrease program expenditures
  - What is a program?
    - Program based budget
      - Budgets established by program such as Police, Youth Services, Library
      - Program budgets will be clearly presented in the materials for Town meeting
      - Program budgets are currently reflected in the proposed budget document

# Officials

## Town Council

Paul M. Shapiro, Mayor  
William Ryan, Deputy Mayor  
Stephen Kegler  
Peter Kochenburger  
Alexander Marcellino  
Antonia Moran  
Virginia Raymond  
Mark R. Sargent  
Ben Shaiken

## Board of Education

Randall Walikonis, Chair  
Jay Rueckl, Vice Chair  
Susannah Everett  
Martha Kelly  
John Fratiello  
Sarah Lacombe  
Katherine Paulhus  
Carrie Silver-Bernstein  
Kathleen Ward

Matthew W. Hart, Town Manager

Kelly M. Lyman, Superintendent of Schools

Cherie Trahan, Director of Finance